



Custom domains

Customise your domain for websites and emails

Introduction

Publish event websites and communicate with participants using customised domains in Conference Manager.

Custom domains in Conference Manager

You can use custom domains for both event websites and emails instead of the standard Conference Manager addresses. Several setup options are available depending on how you organise your events.

Domain for a single event

Use a dedicated domain when one event needs its own identity or branding. The domain can be purchased and hosted with a provider of your choice.

Domain structure for multiple events

Use a main domain you already own and add a subdomain so it can be used for your event websites in Conference Manager.

Email domain

Use a custom domain in event emails to create a consistent sender identity.

Contact us to learn more

Get in touch to learn more about custom domains and your options:

+44 2036301642 | support@conferencemanager.co.uk

+45 88832020 | support@conferencemanager.dk

You can also order a domain directly in Conference Manager:

Click your name in the top right corner when logged in and go to **Modules** to order.

Website domain

You can publish your event website under a custom domain instead of a standard Conference Manager web address. There are two ways to use a custom website domain: You can choose whether a domain is used for one specific event or as a shared setup across all your events.

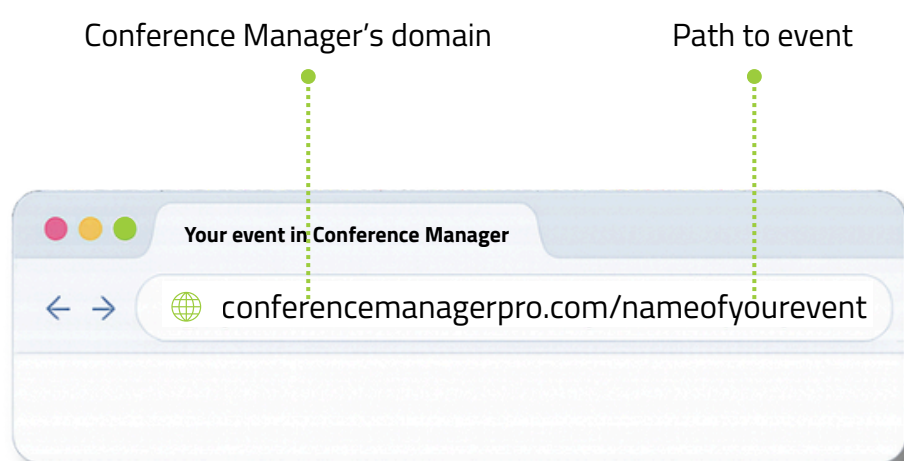


Option 1: Domain for a single event

You can use a domain directly for one specific event.

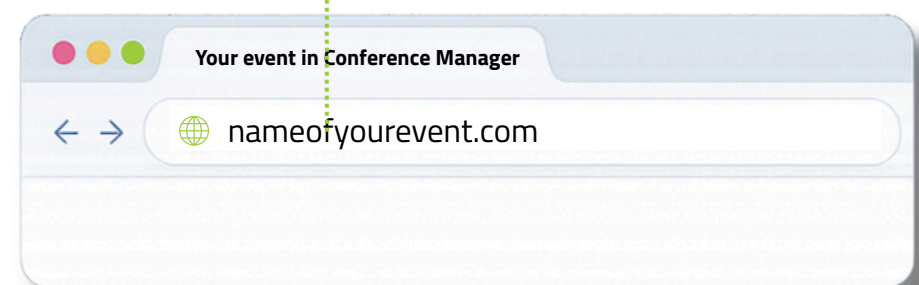
This is typically used when the domain is dedicated to a larger event with its own identity and branding.

Example: Without custom domain



Example: With custom domain

Your custom domain leading directly to your event in Conference Manager



Important to know

- You must own the domain
- The domain is used for one event
- The domain cannot be used for other websites at the same time

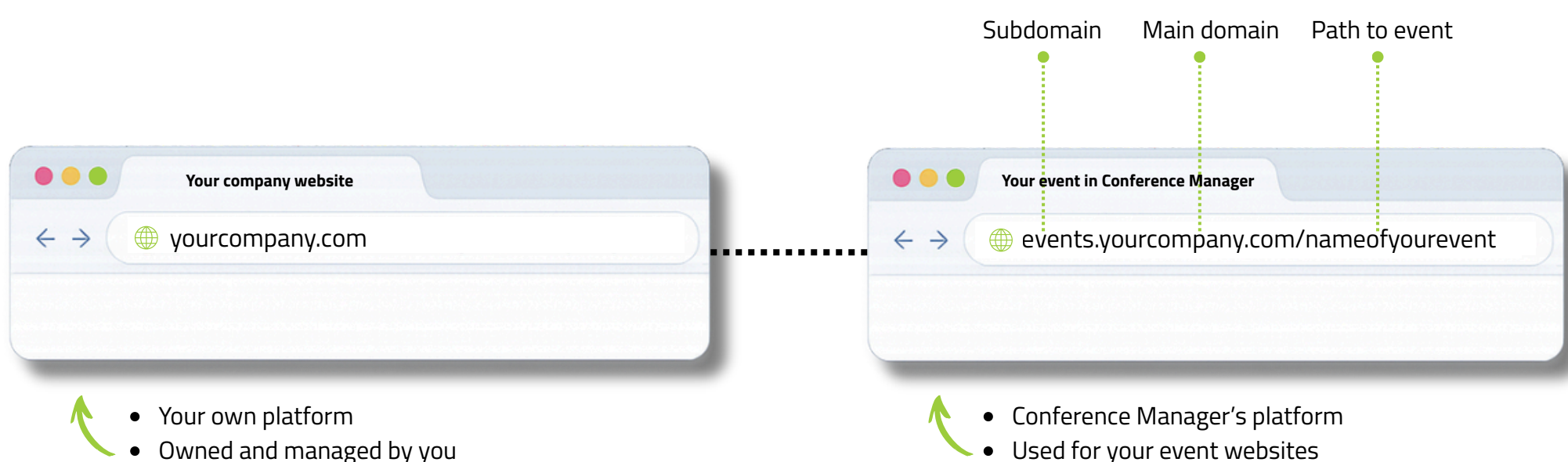
Website domain

Option 2: Domain and subdomain for all events

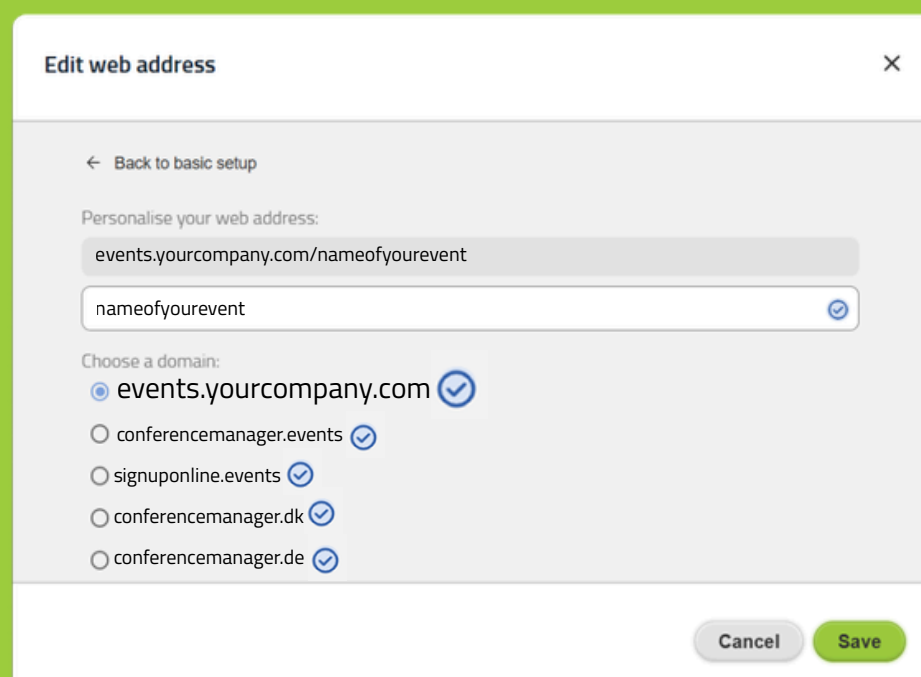
You can use a custom domain together with a subdomain and reuse it across all your events.

The main domain can be any domain you own – for example the domain you use for your company website. By adding a subdomain to your main domain, you can create a dedicated space for your event websites in Conference Manager.

Your domain setup could for example look like this:



If you set up a custom domain + subdomain for all your events, it will be selected by default as part of the web address for the events you create. You can choose a different domain for each individual event in the website setup if needed:



The screenshot shows a dialog box titled "Edit web address" with a close button (X) in the top right corner. It has a "Back to basic setup" link. Under "Personalise your web address:", there is a text input field containing "events.yourcompany.com/nameofyourevent" and a dropdown menu showing "nameofyourevent" with a checkmark. Under "Choose a domain:", there are five radio button options: "events.yourcompany.com" (selected with a blue checkmark), "conferencemanager.events" (with a blue checkmark), "signuponline.events" (with a blue checkmark), "conferencemanager.dk" (with a blue checkmark), and "conferencemanager.de" (with a blue checkmark). At the bottom right, there are "Cancel" and "Save" buttons.

Email domain

Using a custom domain in your company's reply email address helps participants recognise the sender, supports consistent branding, and reduces the risk of emails being marked as spam.

Reply email address

When emails are sent from an event in Conference Manager, a reply email address is shown as the sender. By default, this is a Conference Manager email address, but you can choose to use a custom reply email address instead.

Example

The reply email address can for example be based on your company's email domain, with a subdomain added to create a dedicated address for event communication:

reply@events.yourcompany.com

Note: The email address must not already exist as an active mailbox.


Example: Without custom domain

Conference Manager's reply email address will appear as the sender

 From: Your company <reply@conferencemanager.com>
Subject: Event invitation

Example: With custom domain

Mailbox name Subdomain Main domain

 From: Your company <reply@events.yourcompany.com>
Subject: Event invitation

How it works

The email address with custom domain appears as an actual email address but is purely cosmetic and works as an overlay. It affects how you, as the sender, appear to recipients in the inbox.

When a participant replies to an event email, the response is delivered to the email address you have chosen to receive replies.

The actual reply email address is defined per event in the event setup in Conference Manager.

